

BERGEN

Terrace enclosure



SWIM BY DAY, DANCE BY NIGHT!

- **2-in-1** – pool cover and a terrace you can walk on
- **high load capacity** (250 kg/m²) and **rigidity** thanks to ALBIXON's specially developed aluminium profiles covered by an **industrial protection**
- **minimalist lockable stopper** protected by a **utility model**
- by connecting the modules, the enclosure turns into **one multi-purpose compact surface**
- the individual floor planks transform the floor into **a uniform surface without visible gaps** – valuables will not fall through the gaps, dirt will not fall into the pool
- high quality WPC boards made from **bamboo (60 %)**, HDPE (30 %) and additives (10 %) from the renowned Spanish brand EXTERPARK
- **fast and easy board installation without the need of screws, patented invisible board attachment**, easy access for repairs
- the durability of the boards has been proved over the years by installations on terraces and poolsides, even in extreme stress and climatic conditions
- option of moving **manually or remotely using a MOOVER** electric drive
- **unique fit with the surrounding area** owing to its natural appearance
- wpc boards and components are available to purchase individually to install on existing or new terraces to maintain the desing throughout the surrounding areas and around the pool
- for pools up to 3 x 6 meters

We are delighted to introduce a fully-fledged mobile terrace that not only covers your pool, but thanks to its high rigidity and load-bearing capacity, also creates additional possibilities for activities and relaxation, thus allowing the full use of your garden all year round. Mobile terraces are enclosures for swimming pools, sunken hot tubs, home ponds and any other underground space. Our mobile terrace stands out in particular for its stability, safety and clean design.

HIGH STANDARD ALREADY IN THE BASIC MODEL


- ✓ high load capacity and rigidity
- ✓ fulfils the requirements for snow zone 5
- ✓ minimalist design – single-track design
- ✓ height variability
- ✓ possibility of using custom coverings with different thicknesses
- ✓ Lockable stoppers



YOUR OUTDOOR HOME



Lockable stopper





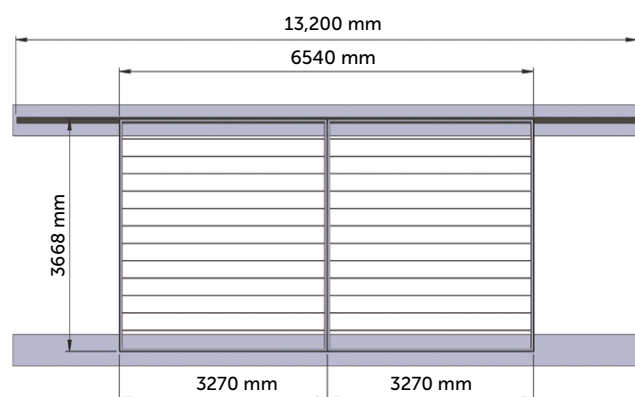
Comfortable access to the pool – single rail design

BERGEN


Technical parameters

Maximum enclosed area	3420 × 6420 mm
Number of modules	2
External width	3668 mm
External length	6540 mm
Standard height	165 mm
Standard height above ground *	10 mm
Max. height above ground *	45 mm
Module panels	EXTERPARK WPC boards
Standard board colour	Teak
Optional board colours	Ipe, Sand, Crema, Nieve, Plata
Thickness of optional boards	20-30 mm
Supporting profiles	ALBIXON BERGEN
Rail	Single-sided rail, walkable surface
Module blocking device	Lockable
Profile colour	Anthracite DB 703
Handle	Included (use optional)
Load capacity per m ²	250 kg/m ²
Accessories (optional)	50 mm polystyrene insulation, higher wheels to raise by 35 mm
Transport dimensions (l x w x h)	4 180 × 915 × 830 mm (supporting structure), 2 350 × 915 × 730 mm (polystyrene), 3 910 × 750 × 730 mm (board area)

* indicates height of unevenness (e.g. decorative trim) that the enclosure can easily cover



OPTIONAL BOARD COLOURS



Teka



Ipe



Sand



Crema



Greige



Plata