TYPE: QBIG BENEFIT SKIMMER (V24)
VARIANT: WITH COUNTERFLOW

STANDARDIZED
OP

POOL DIMENSIONS	
S	width of pool
S1	outer width of pool
D	length of pool
D1	outer length of pool
Td	bottom thickness

S [m]	S1 [m]	D [m]	D1 [m]	H [m]	Td [mm]
3	3.5	5	5.5	1.2/1.5	6
3	3.5	6	6.5	1.2/1.5	6
3	3.5	7	7.5	1.5	8
3	3.5	8	8.5	1.5	8
3.5	4	8	8.5	1.5	8
3.5	4	7	7.5	1.2/1.5	8
4	4.5	8	8.5	1.2/1.5	8

NUMBER OF STEPS	
for **H = 1.5 m**	**4** steps; (X-AIR/X-AIR PLUS) **5** steps
for **H = 1.2 m**	**3** steps; (X-AIR/X-AIR PLUS) **4** steps

TYPE OF STEPS	
STRAIGHT, ACROSS THE CORNER	1
RECTANGULAR, IN THE CORNER	2
X-AIR	3
X-AIR PLUS	4

MOUNTING (measured from the top edge of the pool)	OF LIGHTS (Hs)	OF NOZZLES (Hj)
for **H = 1.5 m**	570 mm	520 mm
for **H = 1.2 m**	520 mm	480 mm

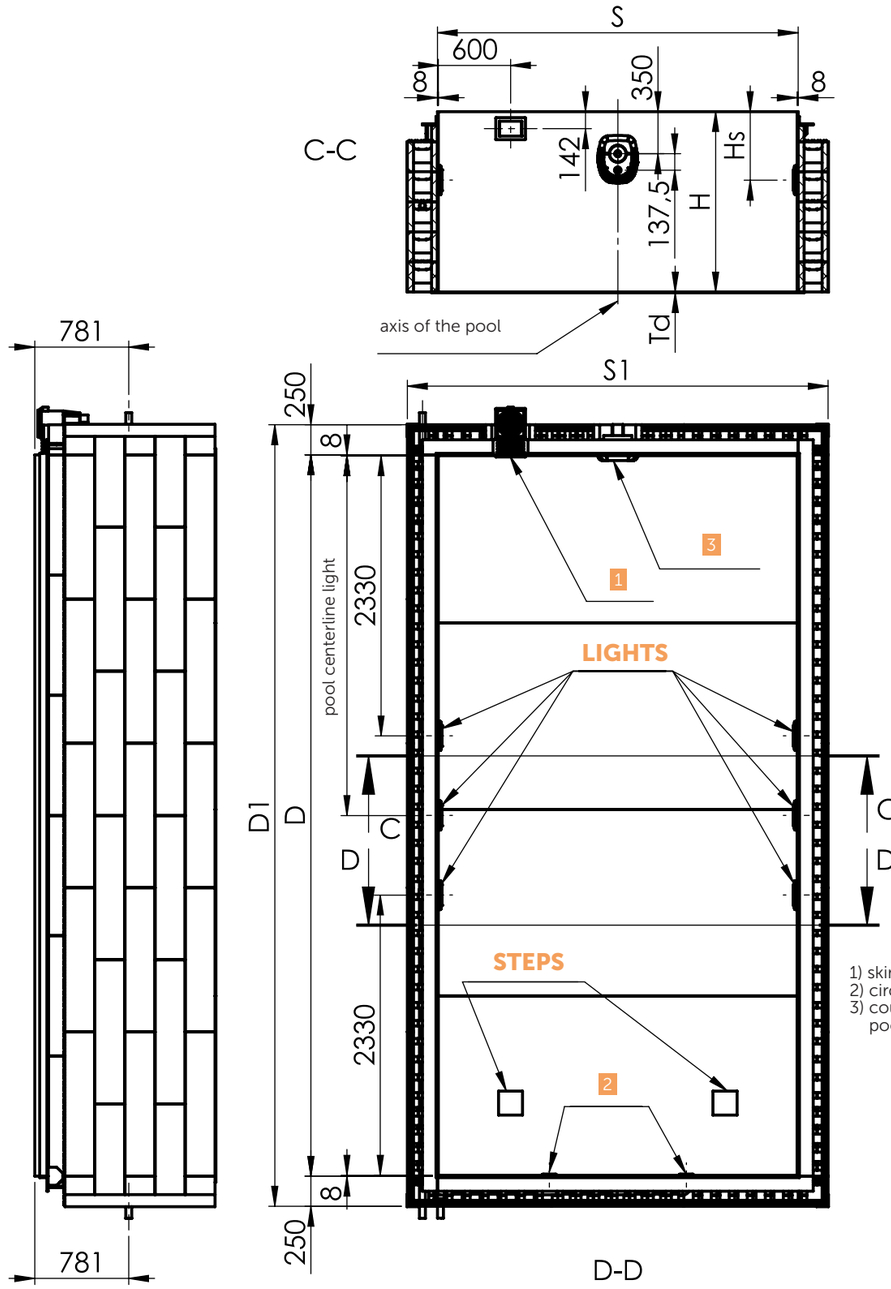

1) skimmer
2) circulation nozzles
3) counterflow aligned with pool centerline

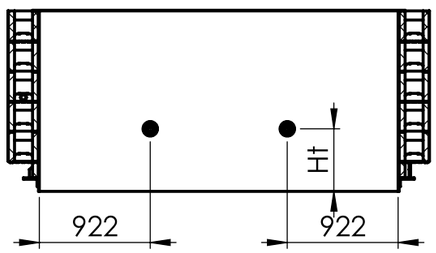

STEPS

RECTANGULAR, IN THE CORNER (2)

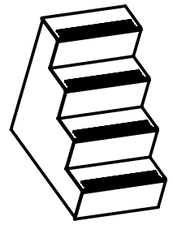

STRAIGHT, ACROSS THE CORNER (1)

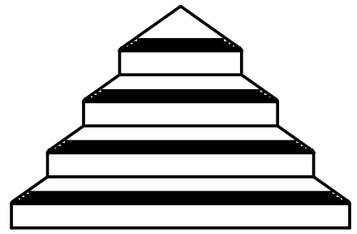

X-AIR (3)

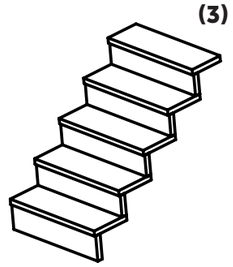

X-AIR PLUS (4)

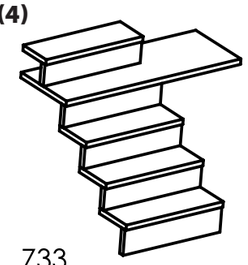

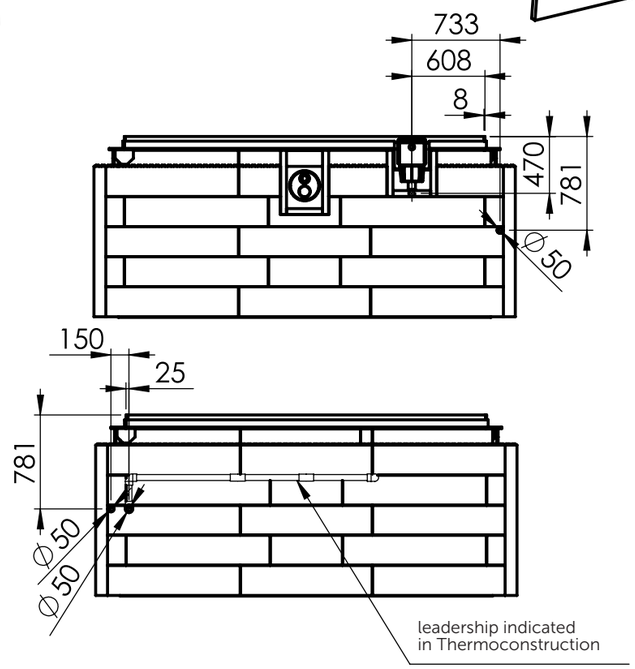

1) MARK THE POOL DIMENSIONS (INCLUDING DEPTH)

2) MARK THE TYPE AND POSITION OF STEPS (MARK POSITION + USE A DIGIT TO DETERMINE TYPE)

3) CROSS OUT INAPPROPRIATE LIGHTS

NOTES:

THE PIPE OUTLET INSTALLATION MEASUREMENTS ARE INDICATIVE ONLY

SKIMMER – CANNOT BE MOUNTED NEXT TO STEPS

LIGHTS – FOR 3x5 DIMENSIONS ONLY 1 CENTERLINE LIGHT ON ONE SIDE; OTHERWISE - MAX. 3 PCS ALONG THE LONG SIDE

PIPE RUNS ALONG THE LONG WALL ON THE SKIMMER SIDE

REVISION DATE: 27. 03. 2024