

**FOR B2B PARTNERS**

# **E-CON MANUAL**



06. 09. 2025

[www.ALBIXON.com](http://www.ALBIXON.com)





# Contents

Logging into the system .....	3
Introduction to the configurator .....	4
Pool – pool order .....	6
Goods – pool accessories .....	10
Enclosure – pool enclosure .....	15
Delivery.....	22
Summary .....	23
Print.....	24
Creating a request.....	25



# Logging into the system

## – first steps



<https://cpq.albixon.cz/portal-prod>

For a link to the request creation system go here:



Log in to continue to the e-Con Portal

Vojtech.Ungr@albixon.com

\*\*\*\*\*

☐ Remember me?

Log in

The login window will then pop up. The login email address is the one that you use to communicate with us. The password is currently set as the first 5 characters of your email (with the first letter capitalised) + \*123

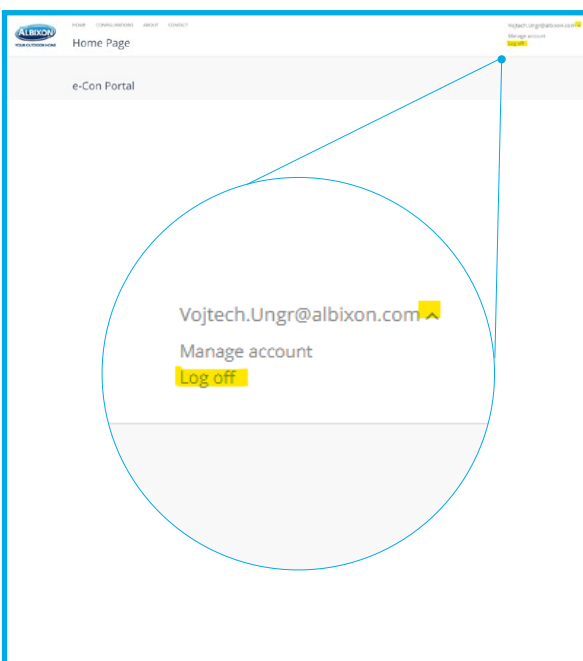
Uživatelské jméno

Vojtech.Ungr@albixon.com

Heslo

Vojte\*123

Example:

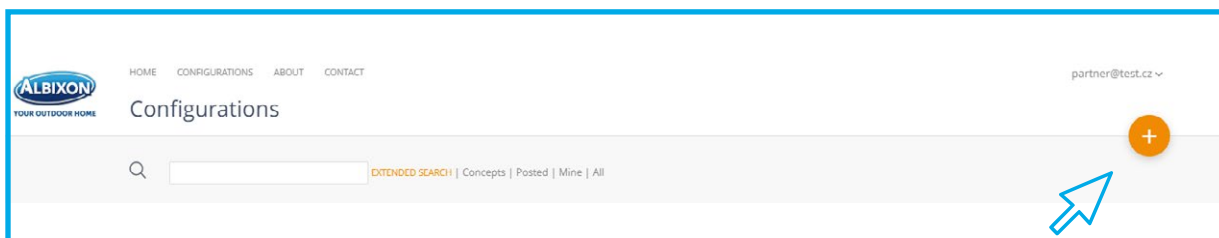


Once you have logged in, you can of course change the password here:



# Introduction to the configurator

## – basic data



Once you have set your new password, you can try to place your first order.

In the header, click on **CONFIGURATIONS** to see a window with your drafts and orders. To create a new order or draft, click on the **yellow + on the right**.

A screenshot of the 'NEW CONFIGURATION' form. The 'HEADER' tab is selected and highlighted with a blue mouse cursor arrow. The form contains several sections: 'CUSTOMER' with a '+' icon, 'CONTACT: Klaube Uwe', 'SHIPPING ADDRESS / END CUSTOMNER: The same', 'SUBJECT OF CONTRACT' with radio buttons for 'Pool', 'Enclosure', and 'Other goods' (the last one is selected with a blue checkmark), 'CURRENCY' set to 'EUR', and 'EXT. NO.' with a text input field. A save icon is visible in the top right corner of the form.

Then configurator will then open. First complete the **HEADER** tab.

In the **CONTACT** section, you can enter your end customer's phone number or email address. In the **SHIPPING ADDRESS** section, you can change the delivery address by clicking on the arrow and then clicking on FILL IN. The address must be filled in if you also request delivery from us in order for us to determine the price correctly.

After filling in the address, you just need to select what is to be included in the order.



# Introduction to the configurator

## – basic data

The screenshot shows the 'NEW CONFIGURATION' window with a tabbed interface. The 'HEADER' tab is active. The 'SUBJECT OF CONTRACT' section contains three radio buttons: 'Pool', 'Enclosure', and 'Other goods'. The 'Other goods' option is selected, indicated by a blue checkmark. A callout box highlights the 'Other goods' option.

NEW CONFIGURATION

HEADER ITEMS DELIVERY SUMMARY PRINT

CUSTOMER

CONTACT: Klaube Uwe

SHIPPING ADDRESS / END CUSTOMNER: The same

SUBJECT OF CONTRACT Pool ☐ Enclosure ☐ Other goods ☒

CURRENCY EUR

EXT. NO.

Pool ☐ Enclosure ☐ Other goods ☒

**IN the SUBJECT OF CONTRACT section, you can distinguish between:**

**POOL** – by selecting POOL you can order any serial, standardized or custom pool and the accessories and enclosure as the BOX

**ENCLOSURE** – by selecting Enclosure you are ordering either an enclosure as a NOBOX or a custom enclosure

**OTHER GOODS** – here you can choose any pool and enclosure accessories as well as order an enclosure as a BOX (here you cannot order a pool or an enclosure as a nobox)

To order an enclosure as a NOBOX or a custom enclosure together with a pool, you need to create two orders – this cannot be combined into a single order.

In the **EXTERNAL DOCUMENT NO.** – complete the first name and surname of your end customer or your ordering number; this field is used as your reference to identify the order.



# Pool

## – pool order

HEADER

ITEMS

DELIVERY


SUMMARY

PRINT

MAIN PRODUCT

POOL

POOL



TYPE OF THE POOL

DESIGN

PRODUCT

VARIANT

QBIG BENERIT (v02) pReliv

st. LEFT, w/OUT swim jet fitting

VARIANT CODE	DESCRIPTION	UNIT PRICE
3B1119009A	st. LEFT, w/OUT swim jet fitting - L. BLUE	16 669,00
3B1119010A	st. RIGHT, w/OUT swim jet fitting - L. BLUE	16 669,00
3B1119011A	st. LEFT, w/ swim jet fitting - L. BLUE	17 283,00
3B1119012A	st. RIGHT, w/ swim jet fitting - L. BLUE	17 283,00

VARIANT CODE	DESCRIPTION	UNIT PRICE
3B1119009A	st. LEFT, w/OUT swim jet fitting - L. BLUE	16 669,00
3B1119010A	st. RIGHT, w/OUT swim jet fitting - L. BLUE	16 669,00
3B1119011A	st. LEFT, w/ swim jet fitting - L. BLUE	17 283,00
3B1119012A	st. RIGHT, w/ swim jet fitting - L. BLUE	17 283,00

To order a pool, first select **POOL** as the **SUBJECT OF CONTRACT**.

Then go to the **ITEMS** tab and fill in everything you wish to order.



Choose the type of pool, whether or not you want an overflow or a skimmer, and a serial, standardized or custom pool. For a serial pool, the only options are 1 white light, straight corner steps, and with or without a counterflow mask.

6 / e-Con Manual



# Pool

## – pool order

HEADER	ITEMS	DELIVERY	SUMMARY	PRINT	
TYPE OF THE POOL			G1 <input type="radio"/>	QBIG <input checked="" type="checkbox"/>	
DESIGN			Skimmer <input type="radio"/>	Overflow <input checked="" type="checkbox"/>	
PRODUCT	QBIG BENEFIT (v02) - WHITE - overflow 3x6x1,2 - Standard Plus ▶				
▶ INSULATION					
▼ EQUIPMENT					
SWIM JET PREPARATION					<input checked="" type="checkbox"/>
OVERFLOW GRID	Grey				▼
STEPS	 X-AIR PLUS stairs - depth 1,2m ▶				
POSITION	Left <input type="radio"/> Right <input checked="" type="radio"/>				
LIGHT	3 x Light LED Moonlight - colour ▶				
POSITION	<div> <div>On the left</div> <div>On the right</div> </div> <div> <div>L1 <input type="radio"/></div> <div>L2 <input type="radio"/></div> <div>L3 <input type="radio"/></div> <div>R1 <input checked="" type="radio"/></div> <div>R2 <input checked="" type="radio"/></div> <div>R3 <input checked="" type="radio"/></div> </div>				
WINTERING JET					<input checked="" type="checkbox"/>
LIGHT	3 x Light LED Moonlight - colour ▶				
POSITION	<div> <div>On the left</div> <div>On the right</div> </div> <div> <div>L1 <input type="radio"/></div> <div>L2 <input type="radio"/></div> <div>L3 <input type="radio"/></div> <div>R1 <input checked="" type="radio"/></div> <div>R2 <input checked="" type="radio"/></div> <div>R3 <input checked="" type="radio"/></div> </div>				

There are more options for a standardized pool.


In the **EQUIPMENT** section, you can select preparedness for counterflow installation, choose the type of steps and their position. Choose the number and colour of the lights. For an overflow pool, select the colour of the overflow grid.

In the **POSITION** section, select the position of the individual lights.



# Pool

## – pool order

HEADER	ITEMS	DELIVERY	SUMMARY	PRINT															
<div>▼ POOL</div> <div>  </div>																			
TYPE OF THE POOL		G1 <input type="radio"/> QBIG <input checked="" type="radio"/>																	
DESIGN		Skimmer <input type="radio"/> Overflow <input checked="" type="radio"/>																	
PRODUCT		QBIG BENEFIT (v02) overflow - custom made																	
COLOR		<input type="text" value="Grey"/>																	
▼ DIMENSIONS																			
		MIN	MAX	CM															
WIDTH		200	400	400															
LENGTH		400	900	900															
DEPTH		120 <input type="radio"/> 150 <input checked="" type="radio"/>																	
▼ SKELETON																			
WALL THICKNESS		6 mm <input type="radio"/> 8 mm <input checked="" type="radio"/>																	
BOTTOM THICKNESS		6 mm <input type="radio"/> 8 mm <input checked="" type="radio"/>																	
<table border="1"> <tbody> <tr> <td>3B11-23-001A</td> <td>QBIG BENEFIT (v02) - L. BLUE - overflow 4x8x1,5 - Standard Plus</td> <td>21 678,00</td> </tr> <tr> <td>3B11-23-001B</td> <td>QBIG BENEFIT (v02) - WHITE - overflow 4x8x1,5 - Standard Plus</td> <td>22 893,00</td> </tr> <tr> <td>3B11-24-001A</td> <td>QBIG BENEFIT (v02) - L. BLUE - overflow 4x8x1,2 - Standard Plus</td> <td>20 225,00</td> </tr> <tr> <td>3B11-24-001B</td> <td>QBIG BENEFIT (v02) - WHITE - overflow 4x8x1,2 - Standard Plus</td> <td>21 350,00</td> </tr> <tr> <td>3B90-03-002</td> <td>QBIG BENEFIT (v02) overflow - custom made</td> <td></td> </tr> </tbody> </table>					3B11-23-001A	QBIG BENEFIT (v02) - L. BLUE - overflow 4x8x1,5 - Standard Plus	21 678,00	3B11-23-001B	QBIG BENEFIT (v02) - WHITE - overflow 4x8x1,5 - Standard Plus	22 893,00	3B11-24-001A	QBIG BENEFIT (v02) - L. BLUE - overflow 4x8x1,2 - Standard Plus	20 225,00	3B11-24-001B	QBIG BENEFIT (v02) - WHITE - overflow 4x8x1,2 - Standard Plus	21 350,00	3B90-03-002	QBIG BENEFIT (v02) overflow - custom made	
3B11-23-001A	QBIG BENEFIT (v02) - L. BLUE - overflow 4x8x1,5 - Standard Plus	21 678,00																	
3B11-23-001B	QBIG BENEFIT (v02) - WHITE - overflow 4x8x1,5 - Standard Plus	22 893,00																	
3B11-24-001A	QBIG BENEFIT (v02) - L. BLUE - overflow 4x8x1,2 - Standard Plus	20 225,00																	
3B11-24-001B	QBIG BENEFIT (v02) - WHITE - overflow 4x8x1,2 - Standard Plus	21 350,00																	
3B90-03-002	QBIG BENEFIT (v02) overflow - custom made																		

**A custom pool allows for almost any pool configuration.** First, select the type of pool – G1 or QBIG and a skimmer or overflow. Define the dimensions; they determine the material selected for the manufacture (thickness of the walls and the bottom of the pool).

**In the pool menu, choose the last option – custom pool.** Choose either a skimmer or an overflow. The orders can be for QBIG or G1. Then choose the exact width, length, and depth of the pool. The thickness of the walls and bottom of the pool depends on your selection. If you wish to change the, this is only possible for some pools.



# Pool

## – pool order

▼ INSULATION

WALL INSULATION	39 m2	Thermoconstruction 25 cm	<input checked="" type="checkbox"/>
BOTTOM INSULATION	52,5 m2	Perimetr 3 cm	<input checked="" type="checkbox"/>
PIPES INSULATION	10 m	Tube insulation Mirelon 52/10	<input checked="" type="checkbox"/>

▼ EQUIPMENT

SWIM JET PREPARATION


☒

OVERFLOW GRID

Grey

▼

STEPS



Straight corner stairs with bench, 4000 mm - 4 st

▶

POSITION

Left ☒ Right ☐

LIGHT

– 6 + x

Light LED Moonlight - colour


▶

NUMBER OF CIRCULATION JETS

– 6 +

WINTERING JET

☒

 Price

**You can also choose the insulation of the bottom, walls, and pipes.**

Sometimes it is included in the basic price; other times there is an extra charge. There is also a wider range of steps available. You can choose steps across the full width of the pool or steps with a bench. You also choose the number of lights and can select the number of nozzles. There is usually a minimum number of nozzles required for manufacture.

**Of course, any wishes of your customer can be individually discussed with our sales by phone.**



# Goods

## – pool accessories

### NEW CONFIGURATION

HEADER	ITEMS	DELIVERY	SUMMARY
ACCESSORIES			
NEW LINE			
CATEGORY			
GOODS			
NEW LINE			
CATEGORY			
ITEM			
SERVICES			
TRANSPORT			

### ITEM

NO.	DESCRIPTION	PRICE
3C02-01-003	Complementary palette Basic (v02) - sand	34,00
3C02-01-004	Complementary palette Basic (v02) - sand, tubing up to 1 m	95,00
3C02-01-005	Complementary palette Basic (v02) - sand, tubing up to 5 m	174,00
3C02-01-006	Complementary palette Basic plus, Economic (v02) - sand, salt, tubing up to 1 m	168,00
3C02-01-007	Complementary palette Basic plus, Economic (v02) - sand, salt, tubing up to 5 m	266,00
3C02-01-008	Complementary palette Basic plus, Economic, Exclusive, Comfort plus (v02) - sand, salt	111,00
3C02-01-009	Complementary palette Exclusive, Comfort plus (v02) - sand, salt, tubing up to 1 m	183,00
3S01-08-001G	Technical box 120x120 cm (grey cover)	609,00
3S01-09-001G	Technical box with 150x120 cm (grey cover)	801,00
3S01-11-001G	Tech box Basic plus B2B V03 (grey cover)	5 572,00
3S01-12-001G	Tech box Comfort B2C V03 (grey cover)	0,00
3S01-13-001G	Tech box Comfort plus B2B V03 (grey cover)	8 762,00
3S01-14-001G	Tech box Comfort plus B2C V03 (grey cover)	8 762,00
3S01-15-001G	Tech box Oxy Plus B2B V01 (grey cover)	9 606,00
3S01-16-001G	Tech Box Oxy Plus B2C V01 (grey cover)	9 606,00
3S01-17-001G	Tech box Economic V03 (grey cover)	7 209,00
3S01-23-001G	Tech box Oxy V01 (grey cover)	8 056,00
3S01-24-001G	Šachta UV V01 - (šedé viko)	9 333,00
3S01-25-001G	Šachta UV Plus B2B V01 - (šedé viko)	11 063,00
3S01-26-001G	Šachta UV Plus B2C V01 - (šedé viko)	11 063,00
3S01-27-001G	Šachta Station V01 - (šedé viko)	6 512,00
3S01-28-001G	Šachta Station Plus B2B V01 - (šedé viko)	8 324,00
3S01-29-001G	Šachta Station Plus B2C V01 - (šedé viko)	8 324,00
3S02-08-000B	Tech wall Basic plus V02	5 887,00
3S02-09-000B	Tech wall Economic V02	7 379,00
3S02-10-000B	Tech wall Oxy V01	8 179,00
3S02-11-000B	Tech wall (for use w/ swim jet) Basic plus V02	6 240,00
3S02-12-000B	Tech wall (for use w/ swim jet) Economic V02	7 744,00
3S02-13-000B	Tech wall (for use w/ swim jet) Oxy V01	8 532,00

Once you have made your selection, proceed by choosing the pool accessories.

In the **GOODS** section, you can use the **TECHNOLOGY SET** category to choose a technology wall or pool shaft as well as the corresponding pallet. You can also choose the X-SHAPE edge finish.



# Goods

## – pool accessories

<b>3C02-01-009</b>	<b>Paleta příbalová Oxy+, Comfort+, UV+</b>
4BX05-01-059	písek filtrační
1BP07-01-001	Hadice PVC flexi D50
4BX05-01-002	GUSTOSAL jedlá sůl 25kg
1BM04-01-005	Lepidlo na PVC Griffon
1CH05-01-006	Čistič lepidla Griffon
1BP07-02-063	Nátrubek D50-BRILIX
1BP07-02-068	Koleno 90 D50 - BRILIX
1BP07-01-010	Trubka PVC D50
1BP07-01-006	Trubka PVC D75 x 2,9

Each pallet contains different material. For example, the Oxy+, Comfort+, UV+ extras pallet contains the following material:

The name of the pallet indicates the shafts for which the pallet is intended.



# Goods

## – pool accessories

NEW CONFIGURATION

HEADER	ITEMS	DELIVERY	SUMMARY
POSITION			
WINTERING JET			
ACCESSORIES			
GOODS			
NEW LINE			
CATEGORY	Enclosure, pergola, box		
ITEM			

ITEM

NO.	DESCRIPTION	PRICE
3Z01-01-002C	ALBIXON BOX (v01) - Klasik A Silver Elox	4 228,00
3Z01-01-002D	ALBIXON BOX (v01) - Klasik A DB703	4 228,00
3Z01-02-002C	ALBIXON BOX (v01) - Klasik B Silver Elox	6 339,00
3Z01-02-002D	ALBIXON BOX (v01) - Klasik B DB703	6 339,00
3Z01-03-002C	ALBIXON BOX (v01) - Klasik C Silver Elox	9 064,00
3Z01-03-002D	ALBIXON BOX (v01) - Klasik C DB703	9 064,00
3Z01-04-002C	ALBIXON BOX (v01) - Klasik Clear A Silver Elox	5 537,00
3Z01-04-002D	ALBIXON BOX (v01) - Klasik Clear A DB703	5 537,00
3Z01-05-002C	ALBIXON BOX (v01) - Klasik Clear B Silver Elox	8 190,00
3Z01-05-002D	ALBIXON BOX (v01) - Klasik Clear B DB703	8 190,00
3Z01-06-002C	ALBIXON BOX (v01) - Klasik Clear C Silver Elox	11 548,00
3Z01-06-002D	ALBIXON BOX (v01) - Klasik Clear C DB703	11 548,00
3Z01-09-002D	ALBIXON BOX (v01) - Klasik S - DB703	3 744,00
3Z01-15-002D	ALBIXON BOX (v01) - Klasik Pro B DB703	6 484,00
3Z01-24-002D	ALBIXON BOX (v01) - Klasik Pro Clear B DB703	9 778,00
3Z01-25-002D	ALBIXON BOX (v02) - Klasik D - DB703	12 848,00
3Z01-26-002D	Klasik Clear S (v01) - Box - DB 703	4 604,00
3Z01-27-002D	Klasik Clear D (v02) - Box - DB 703	16 749,00
3Z02-06-002C	ALBIXON BOX (v02) - Dallas A - silver elox	4 602,00
3Z02-06-002D	ALBIXON BOX (v02) - Dallas A - DB703	4 602,00
3Z02-07-002C	ALBIXON BOX (v02) - Dallas B - silver elox	6 905,00
3Z02-07-002D	ALBIXON BOX (v02) - Dallas B - DB703	6 905,00
3Z02-08-002C	ALBIXON BOX (v02) - Dallas Clear A - silver elox	6 531,00
3Z02-08-002D	ALBIXON BOX (v02) - Dallas Clear A - DB703	6 531,00
3Z02-09-002C	ALBIXON BOX (v02) - Dallas Clear B - silver elox	9 844,00
3Z02-09-002D	ALBIXON BOX (v02) - Dallas Clear B - DB703	9 844,00
3Z03-03-002D	ALBIXON BOX (v01) - Casablanca Infinity A - DB703	7 771,00
3Z03-03-002G	ALBIXON BOX (v01) - Casablanca Infinity A carbon	8 002,00
3Z03-03-004G	ALBIXON BOX (v01) - Casablanca Infinity A-KL carbon Rails on the left side only	8 739,00
3Z03-03-006G	ALBIXON BOX (v01) - Casablanca Infinity A-KP carbon Rails on the right side only	8 739,00

NEW CONFIGURATION

HEADER	ITEMS	DELIVERY	SUMMARY
POSITION			
ACCESSORIES			
GOODS			
NEW LINE			
CATEGORY	Extension of the enclosure		
ITEM			

ITEM

NO.	DESCRIPTION	PRICE
2EX01-01-005	Lockable stoppers - Klasik (Clear) A, Dallas (Clear) A	45,00
2EX01-02-005	Lockable stoppers - Klasik (Clear) B	67,00
2EX01-03-005	Lockable stoppers - Klasik (Clear) C	88,00
2EX01-09-005	Lockable stoppers - Klasik S	39,00
2EX01-15-005	Lockable stoppers - Dallas (Clear) B, Casablanca Infinity B, Klasik Pro (Clear) B	67,00
2EX01-25-005	Lockable stoppers (v01) - Klasik D	111,00
2EX03-03-005	Lockable stoppers - Casablanca Infinity A	45,00
3A01-02-001	Prodloužení kolejí 2014 - NORMAL A 230 cm	0,00
3A01-03-001	Rail extension (v01) AIR KLASIK S 250 cm	190,00
3A01-03-002	Rail extension (v01) AIR A 250 cm	296,00
3A01-03-003	Rail extension (v01) AIR A 250 cm - one side	149,00
3A01-03-004	Rail extension (v01) AIR B 250 cm	376,00
3A01-03-005	Rail extension (v01) AIR B 250 cm - one side	190,00
3A01-03-006	Rail extension (v01) AIR C 250 cm	465,00
3A01-03-007	Rail extension (v01) AIR D 250 cm	576,00
3A01-03-008	Rail extension (v01) Sydney 250 cm	109,00
3A01-04-001	Rail extension (v01) AIR KLASIK S 280 cm	208,00
3A01-04-002	Rail extension (v01) AIR A 280 cm	336,00
3A01-04-003	Rail extension (v01) AIR A 280 cm - one side	169,00
3A01-04-004	Rail extension (v01) AIR B 280 cm	414,00
3A01-04-005	Rail extension (v01) AIR B 280 cm - one side	208,00
3A01-04-006	Rail extension (v01) AIR C 280 cm	510,00
3A01-04-007	Rail extension (v01) AIR D 280 cm	643,00
3A01-04-008	Rail extension (v01) Sydney 280 cm	122,00
3A01-05-001	Rail extension (v01) AIR KLASIK S 323 cm	237,00
3A01-05-002	Rail extension (v01) AIR A 323 cm	384,00
3A01-05-003	Rail extension (v01) AIR A 323 cm - one side	193,00
3A01-05-004	Rail extension (v01) AIR B 323 cm	473,00
3A01-05-005	Rail extension (v01) AIR B 323 cm - one side	237,00
3A01-05-006	Rail extension (v01) AIR C 323 cm	580,00

In the **GOODS** section, you can also select the enclosure as a **BOX** by going to **ENCLOSURE, PERGOLA-BOX**.

Then you can choose the appropriate rail extension (serial or custom) by going to **EXTENSION OF THE TRACKS-SERIAL** or **EXTENSION OF TRACKS -CUSTOM**.

In the **EXTENSION OF THE TRACKS-SERIAL**, you can also choose lockable stoppers. The name will tell you the type of enclosure they are intended for.



# Goods

## – pool accessories

NEW CONFIGURATION

HEADER

ITEMS

DELIVERY

SUMMARY

WINTERING SET

ACCESSORIES

GOODS

NEW LINE

CATEGORY

Moover

ITEM

ITEM

NO.	DESCRIPTION	PRICE
3A05-01-001	MOOVER electric drive	2 960,00
3A05-01-002	MOOVER – side mounting brackets	407,00
3A05-01-003	MOOVER – 2nd unit pairing module	365,00
3A05-01-004	MOOVER – enclosure module inter connecting brackets (1 pair)	71,00

In the MOOVER subsection of GOODS, select the electric drive and the appropriate number of stacks (3 modules = 2 stacks, etc.). In case of multiple MOOVERs for one enclosure, remember to order the holder for side entry and the pairing module.

NEW CONFIGURATION

HEADER

ITEMS

DELIVERY

SUMMARY

WINTERING SET

ACCESSORIES

GOODS

NEW LINE

CATEGORY

BRILIX

ITEM

ITEM

NO.	DESCRIPTION	PRICE
1BP01-01-003	Circulation pump FXP 370	240,00
1BP01-01-004	Circulation pump FXP 550	264,00
1BP01-01-005	Circulation pump FXP 750	280,00
1BP01-01-007	Circulation pump Preva 75	350,00
1BP01-01-008	Circulation pump Preva 50	348,00
1BP01-01-014	Circulation pump Preva 33	322,00
1BP01-02-001	Sand filtration P350 TOP	161,00
1BP01-02-002	Sand filtration P450 TOP	227,00
1BP01-02-003	Sand filtration P500 TOP	242,00
1BP01-02-004	Sand filtration P650 TOP	336,00
1BP01-03-001	Complete sand filtration FSP350	355,00
1BP01-03-002	Complete sand filtration FSP450	452,00
1BP01-03-003	Complete sand filtration FSP500	470,00
1BP01-03-004	Complete sand filtration FSP650	592,00
1BP02-02-001	UV- C Sterilizer -UV lamp SP-I 16w	273,00
1BP02-02-002	UV- C Sterilizer -UV lamp SP-II 40w	360,00
1BP02-02-003	UV- C Sterilizer -UV lamp SP-III 65w	385,00
1BP02-02-004	UV- C Sterilizer -UV lamp SP-IV 85w	402,00
1BP02-04-007	Module for HIDROLIFE/OXILIFE: Free chlorine	1 813,00
1BP02-04-008	Module for HIDROLIFE/OXILIFE: Redox	596,00
1BP02-04-009	Module for HIDROLIFE/OXILIFE: WiFi	488,00
1BP02-04-040	NEOSAL 2020	1 045,00
1BP02-04-041	HIDROLIFE 2020	2 016,00
1BP02-04-042	OXILIFE 2020	2 175,00
1BP04-01-001	Swim Jet Elegance 70 - 1 phase 230V	770,00
1BP04-01-002	Swim Jet Elegance 70 3 phase 400V	770,00
1BP04-01-007	Pre-assembly set Elegance 70 BOX 1 (400V)	172,00
1BP04-01-008	Pre-assembly set Elegance 70 BOX 2 (400V)	209,00

To order counterflow, a heat pump or filtration system, choose the relevant product in the BRILIX category.



- pool accessories

NEW CONFIGURATION				ITEM		
HEADER	ITEMS	DELIVERY	SUMMARY	NO.	DESCRIPTION	PRICE
WINTERING SET				Z201-01-DK008	Polycarbonate - Klasik A 2014, 2016, Klasik A plus 2014 - module A - 3817x1050x8 mm	114,00
				Z201-01-DK009	Polycarbonate - Klasik A 2014, 2016, Klasik A plus 2014 - module B - 4010x1050x8 mm	114,00
				Z201-01-DK010	Polycarbonate - Klasik A 2014, 2016 - module C - 2093x1050x8 mm	84,00
ACCESSORIES				Z201-01-DK011	Polycarbonate - Klasik A 2014, 2016 - side entrance - 2045x1050x8 mm	84,00
				Z201-02-DK010	Polycarbonate - Klasik B 2014, 2016 - module A - 4935x1050x8 mm	150,00
				Z201-02-DK011	Polycarbonate - Klasik B 2014, 2016 - module B - 5125x1050x8 mm	150,00
GOODS				Z201-02-DK012	Polycarbonate - Klasik B 2014, 2016 - module C - 5317x1050x8 mm	150,00
				Z201-02-DK013	Polycarbonate - Klasik B 2014, 2016 - module D - 2747x1050x8 mm	93,00
				Z201-02-DK014	Polycarbonate - Klasik B 2014, 2016 - side entrance - 2700x1050x8 mm	93,00
NEW LINE				Z201-03-DK012	Polycarbonate - Klasik C 2014, 2016 - module A - 2930x1050x8 mm	98,00
				Z201-03-DK013	Polycarbonate - Klasik C 2014, 2016 - module B - 3024x1050x8 mm	98,00
				Z201-03-DK014	Polycarbonate - Klasik C 2014, 2016 - module C - 3119x1050x8 mm	98,00
CATEGORY				Z201-03-DK015	Polycarbonate - Klasik C 2014, 2016 - module D - 3215x1050x8 mm	98,00
				Z201-03-DK016	Polycarbonate - Klasik C 2014, 2016 - module E - 3311x1050x8 mm	98,00
				Z201-03-DK017	Polycarbonate - Klasik C 2014, 2016 - side entrance - 3261x1050x8 mm	98,00
ITEM				Z201-15-DK010	Polycarbonate - Klasik Pro B - module A - multiclear box 4643x1050x8 uv1	150,00
				Z201-15-DK011	Polycarbonate - Klasik Pro B - module B - multiclear box 4840x1050x8 uv1	150,00
				Z201-15-DK012	Polycarbonate - Klasik Pro B - module C - multiclear box 5040x1050x8 uv1	150,00
SERVICES				Z201-15-DK013	Polycarbonate - Klasik Pro B - module D - multiclear box 2613x1050x8 uv1	93,00
				Z201-15-DK014	Polycarbonate - Klasik Pro B - side entrance - multiclear box 2570x1050x8 uv1	93,00
				Z202-01-DK009	Polycarbonate - Dallas A 2014, 2016 - module A - 4102x1050x8 mm	114,00
TRANSPORT				Z202-01-DK010	Polycarbonate - Dallas A 2014, 2016 - module B - 4301x1050x8 mm	115,00
				Z202-01-DK011	Polycarbonate - Dallas A 2014, 2016 - module C - 2245x1050x8 mm	72,00
				Z202-01-DK012	Polycarbonate - Dallas A 2014, 2016 - side entrance - 2198x1050x8 mm	71,00
				Z202-02-DK011	Polycarbonate - Dallas B 2014, 2016 - module A - 5066x1050x8 mm	150,00
				Z202-02-DK012	Polycarbonate - Dallas B 2014, 2016 - module B - 5265x1050x8 mm	150,00
				Z202-02-DK013	Polycarbonate - Dallas B 2014, 2016 - module C - 5467x1050x8 mm	150,00

**If you wish to have individual PC panels made for your enclosure, choose them in ENCLOSURE SPARE PARTS, MATERIAL.**

NEW CONFIGURATION

WATERPROOF JET

ACCESSORIES

GOODS

NEW LINE

CATEGORY

ITEM

All items

swim jet shaft

ITEM

NO

DESCRIPTION

PRICE

3501-10-001G

Swim Jet shaft 120x60x80 cm (grey cover)

701,00

**If you wish to select anything that does not appear in any of the categories above, go to ALL ITEMS.** Listed here are the individual screws, rivets, and all the parts for our products. You can also find here a counterflow shaft. If you click on ALL ITEMS, you need to enter the product code or start typing the first six letters in the ITEM field to search for the product.



# Enclosure

## – pool enclosure

NEW CONFIGURATION

HEADER	ITEMS	DELIVERY	SUMMARY	PRINT			
MAIN PRODUCT						DISCOUNT	PRICE
COVER NOBOX <input checked="" type="radio"/> Custom made <input type="radio"/>							
TYPE OF COVER							

In order to order an enclosure as a nobox or as a custom enclosure, click on ENCLOSURE in the SUBJECT OF CONTRACT section of the HEADER tab.

Then switch to the ITEMS tab and select whether you wish to order a NOBOX or a custom enclosure.

### a) NOBOX:

HEADER	ITEMS	DELIVERY	SUMMARY
MAIN PRODUCT			
COVER			
TYPE OF COVER			
PRODUCT			

NAME	SHAPE	LENGTH	WIDTH	HEIGHT
Klasik		160 - 2246.7	251 - 650	80 - 325
Dallas		160 - 2246.7	301 - 600	61 - 250
Casablanca Infinity		180 - 2246.7	151 - 850	38 - 350
Casablanca Infinity Trackless		180 - 1787	151 - 450	33 - 84
Sydney		6460 - 8600	386 - 500	48 - 58

If you select NOBOX, proceed by choosing the enclosure. Then choose the enclosure type in TYPE OF COVER.




# Enclosure

## – pool enclosure

**a) NOBOX:**


COVER


NOBOX ☒ Custom made ☐


TYPE OF COVER  Casablanca Infinity Trackless

PRODUCT ALBIXON NOBOX (v01) - Casablanca Infinity B-KL carbon Ra

RAIL POSITION Left ☒ Right ☐

POSITION OF THE DOOR  1 ☒ 2 ☐  
3 ☐ 4 ☐

STOPPERS  COUNT 3 x TYPE Lockable

 Price

In the **PRODUCT** section, choose the enclosure variant, then, for instance, for the Infinity, choose the left or right position of the rail, the position of the side door and the lockable stopper.

**a) NOBOX:**

RAIL EXTENSION - SERIAL ☐

RAIL EXTENSION - CUSTOM ☐


MOOVER ☐

+

GOODS

+

SERVICES

TRANSPORT  ☐

FUMIGATION ☐

PACKING ☐

Then check whether you want a serial or custom rail extension and then whether you request Albixon transport or wish to take care of the transport yourself. For enclosures that require fumigation, check the fumigation option. If we are to carry an assembled enclosure as a box, check the packaging.



# Enclosure

## – pool enclosure

### b) Custom enclosure:

#### NEW CONFIGURATION

HEADER	ITEMS	DELIVERY	SUMMARY	PRINT
MAIN PRODUCT				
<div>COVER</div> <div> NOBOX <input type="radio"/> Custom made <input checked="" type="radio"/> </div> <div> TYPE OF COVER <input type="text"/> </div>				

To have a custom enclosure manufactured, choose CUSTOM MADE in TYPE OF COVER.

### b) Custom enclosure:

#### NEW CONFIGURATION

HEADER	ITEMS	DELIVERY	SUMMARY
MAIN PRODUCT			
COVER			
TYPE OF COVER			
RAIL POSITION			
DESIGN AND DIMENSIONS			
MODULES			
LENGTH OF COVER (E)			

NAME	SHAPE	LENGTH	WIDTH	HEIGHT
Klasik		160 - 2246.7	251 - 650	80 - 325
Dallas		160 - 2246.7	301 - 600	61 - 250
Dallas - Lean on Wall		180 - 2246.7	200 - 550	90 - 310
Casablanca Standard		180 - 2246.7	151 - 850	38 - 350
Casablanca Infinity		180 - 2246.7	151 - 850	38 - 350
Casablanca Infinity Trackless		180 - 1787	151 - 450	33 - 84
Monaco Future		180 - 2246.7	351 - 600	140 - 250

Then proceed by choosing the custom enclosure type.




# Enclosure

## – pool enclosure

**b) Custom enclosure:**

INOBOX ☐ Custom made ☒

 Casablanca Infinity Trackless

RAIL POSITION: Left ☐ Right ☒ Without rail ☐

▼ DESIGN AND DIMENSIONS

MODULES	COUNT	MODULE LENGTH	NON-STANDARD LENGTH
	3	219 cm	<input type="checkbox"/>

	MIN	MAX	CM
LENGTH OF COVER (E)	529	646	646
EXTERNAL WIDTH (B)	151	450	400
INTERNAL WIDTH (A)	123	422	372
HEIGHT (V) ⓘ	54	54	54

BEAMS: PROFILE L+ ☒ NUMBER OF ARCS 3 ☒ 4 ☐

Enter the number of modules, if known. If you do not know it, never mind; it will be configured based on the length and width of the enclosure.

Select E- LENGTH OF COVER for the length of the enclosure, then B-EXTERNAL WIDTH for the outside width of the cover; the internal width (A-INTERNAL WIDTH) will always be calculated automatically. The height (V-HEIGHT) is also based on the length and width of the enclosure. There is a minimum and maximum value set for each parameter for you to operate within this range, provided that any change will affect the other parameters.

**b) Custom enclosure:**

	MIN	MAX	CM
LENGTH OF COVER (E) ⓘ	878	1 073	1 080
EXTERNAL WIDTH (B)	151	450	400
INTERNAL WIDTH (A)	95	394	344
HEIGHT (V) ⓘ	67	67	67

This is an example of a custom Infinity rail-free – with the rail on the right only. In the rail position section for Infinity, you can select the position of the rail.

A RED EXCLAMATION MARK in the configurator means that the parameter was entered incorrectly and the product is impossible to make. Please adjust the parameter value as recommended by us.



# Enclosure

## – pool enclosure

### b) Custom enclosure:

NEW CONFIGURATION

HEADER	ITEMS	DELIVERY	SUMMARY	PRINT			
	LENGTH OF COVER (E)	MIN 878	MAX 1 073	CM 1 073			
	EXTERNAL WIDTH (B)	151	450	400			
	INTERNAL WIDTH (A)	95	394	344			
	HEIGHT (V) !	67	67	33			
	BEAMS !	<p>The inner height of the smallest module: 1 cm (tentative +/-3cm) The height of the enclosure cannot be less than 67 cm for the given number of modules and the width of the enclosure.</p>			PROFILE <input checked="" type="checkbox"/>	NUMBER OF ARCS 3 <input checked="" type="checkbox"/> 4 <input type="checkbox"/>	
	COLOR AND ROOFING						
	COLOR	Walnut decor				Basic <input type="radio"/> Extra <input checked="" type="radio"/>	2 170,80
	ROOFING	Mix - divided material					

VERSION

For more information, hover the mouse over the exclamation mark and follow the recommendations of our process engineers.

### b) Custom enclosure:

COLOR		Basic <input type="radio"/> Extra <input checked="" type="radio"/>		
	Walnut decor			2 170,80
ROOFING	Mix - divided material			
DIVIDING		1/2 <input checked="" type="radio"/> 1/3 <input type="radio"/>		
ROOFING OF THE SECTOR 1	22,9 m2	Compact polycarbonate 4mm (PK4) - clear		
ROOFING OF THE SECTOR 2	22,9 m2	Compact polycarbonate 4mm (PK4) - smoky		1 557,20





Then select a basic colour or a custom colour (subject to extra charge). You can select the cover panels for the entire enclosure or for its segments.



# Enclosure

## – pool enclosure

### b) Custom enclosure:

▼ FRONT PANEL			
TYPE OF THE PANEL	 Removable, one piece		65,00
ROOFING	1,3 m2  Compact polycarbonate 4mm (PK4) - clear		
LOCK PANEL	2 x Lockable		13,00
INCREASING THE LOWER EDGE (G)	8 <input type="range" value="12"/> 12		
EQUIPMENT	Door <input type="radio"/> Clapper <input type="radio"/> None <input checked="" type="radio"/>		
▼ BACK PANEL			
TYPE OF THE PANEL	 Removable, one piece		65,00
ROOFING	0,2 m2  Compact polycarbonate 4mm (PK4) - clear		
LOCK PANEL	2 x Lockable		13,00
INCREASING THE LOWER EDGE (G)	8 <input type="range" value="8"/> 8		

All items that are subject to an extra charge are shown as an extra cost in the right-hand column, and this cost is then added to make the total. Then choose the front head; again, you can choose the cover panel, whether or not the head can be locked, and a raised bottom edge to an extent that can be manufactured.

### b) Custom enclosure:

EQUIPMENT	Door <input type="radio"/> Clapper <input checked="" type="radio"/> None <input type="radio"/>		188,00
TYPE OF THE CLAPPER 	 Mini		188,00
HEIGHT OF THE CLAPPER 	5 cm <input type="radio"/> 7 cm <input type="radio"/> 11 cm <input checked="" type="radio"/>		


For example, the option of a door in the front head is crossed out for this enclosure variant, but you can still choose a lifting front.



# Enclosure

– pool enclosure

## b) Custom enclosure:

▼ SIDE DOOR		<input checked="" type="checkbox"/> 1 <input type="checkbox"/> 2 <input type="checkbox"/> 3 <input type="checkbox"/> 4	722,00
POSITION OF THE DOOR			
STOPPERS	COUNT 4 x	Lockable	19,60
EXTENSION OF THE TRACKS (CM)		125	93,75
Price			17 599,65

Price	17 599,65
-------	-----------

You can also select the position of the side door and whether or not the enclosure is to be lockable.

The last item is the option to select a custom extension required by the client.

**Shown on the right at the bottom is the total amount for the enclosure.** As our partner, you are entitled to a discount on our products, and the price shown already automatically includes that discount. If you are unable to enter any parameter and the system says that it cannot be manufactured, you can still discuss the case as a potential non-standard order with your sales officer, who will consult the technical department.



# Delivery

## – delivery date

NEW CONFIGURATION

HEADER	ITEMS	DELIVERY	SUMMARY	PRINT	
ORDER DATE			29. 5. 2023		
HANDOVER PERIOD			51		
ITEMS DISPONIBILITY			<div>Check disponibility</div> <div>Suggest shipment date</div> <div>(availability has not been verified)</div>		
SHIPMENT DATE			19. 7. 2023		
REQUESTED DELIVERY DATE			<div><div>19. 7. 2023</div><div><div></div><div></div></div><div>20. 7. 2023</div></div>		

Once you have selected all the goods, proceed to the **DELIVERY** and click on the **SUGGEST SHIPMENT DATE**, which will propose the first available date for shipping the order.

If you are not happy with the date, you can edit it in the **SHIPMENT DATE** section and check the system by clicking on **CHECK DISPONIBILITY** to see if the selected date is available.

If you have a desired date, click on **REQUESTED DELIVERY DATE** and enter the requested date of delivery to the end customer.



# Summary

– total amount to be paid

HEADER	ITEMS	DELIVERY	SUMMARY	PRINT
<b>SUMMARY</b>				
BASE AMOUNT			13 158,10	
TOTAL DISCOUNT			0,00	
TOTAL AMOUNT WITHOUT VAT			13 158,10	
TOTAL AMOUNT INCLUDING VAT			13 158,10	
<b>NOTES</b>				
CUSTOMER NOTE				

**NOTES**  
CUSTOMER NOTE

Then proceed to the SUMMARY tab, which shows the total amount to be paid after deducting all the discounts – if you have checked “Transport”, wait until transport is calculated and the price is added to the total.

In the NOTES section, you can leave a remark for the production or sales departments.



# Print

## – printing your order

REPORT Schematic drawing

HEADER	ITEMS	DELIVERY	SUMMARY	PRINT
<p>REPORT Quote</p> <p>LANGUAGE German</p> <p>OUTPUT FORMAT PDF</p> <p>Contract_B2B_DE.docx</p> <p>1.0.1</p> <p>Generate document</p>				

**You can proceed to the PRINT tab to print the order. In the REPORT section, you can choose whether to print the drawing or the contract.**

In the LANGUAGE section, select the language of the order; in the OUTPUT FORMAT section, select PDF or WORD as the output format. Please note that the binding order is the one you will be sent by email and that no editing can be done in the Word format.

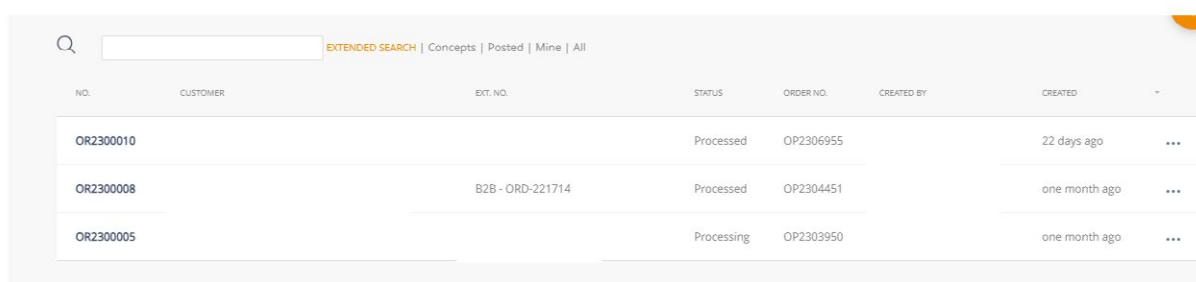


# Creating a request

## – information



Finally, click on **SAVE CONCEPT** at the top right to save the current request. Next to it, you can click on **POST TO PROCESS** for the order to be displayed to a sales officer for further processing. The last option is not saving the order by clicking on **CLOSE WITHOUT SAVING** on the far right.



NO.	CUSTOMER	EXT. NO.	STATUS	ORDER NO.	CREATED BY	CREATED	
OR2300010			Processed	OP2306955		22 days ago	...
OR2300008		B2B - ORD-221714	Processed	OP2304451		one month ago	...
OR2300005			Processing	OP2303950		one month ago	...

**Then you can check the status of the order.**

On the main page, click on **CONFIGURATIONS** on the top left to see whether your order has already been processed by Sales and assigned an order number OP23.... or whether it still has the request status.

**Then you will receive an email from our Sales with the processed order and the shipping date. Please feel free to contact us with any questions.**





# Notes

Notes section with horizontal dotted lines for writing.



# Notes

Notes section with horizontal dotted lines for writing.



Thank you  
for using products  
made by ALBIXON



**ALBIXON**

[export@albixon.com](mailto:export@albixon.com)  
[www.ALBIXON.com](http://www.ALBIXON.com)

The photographs used in this manual are for illustrative purposes only.  
Typesetting and printing errors reserved.